


THOT 阀杆电热器 使用说明书

◆ 型号: THOT-1  
THOT-2



◆ 参数:

型号	行程	电压	功率	加热温度范围
THOT-1	20mm	24VAC/DC	15W	80~120℃
THOT-2	40mm	24VAC/DC	15W	80~120℃


◆ 安装说明:

1.



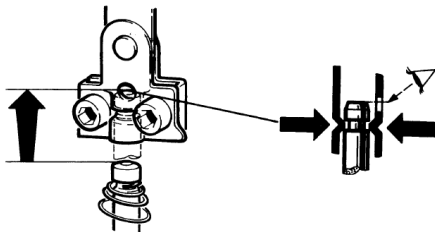
将连接器插头固定在驱动器底板上, 如图所示

2.

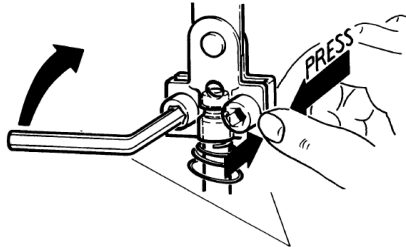


注: 电加热套印有“24V 15W”丝印面向下

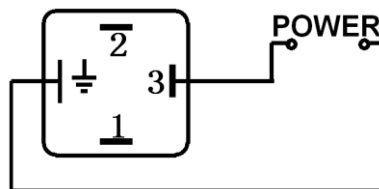
3.



4.



◆ 接线图:



◆ 配件: 塔形弹簧\*1